

TOWN OF FORT MYERS BEACH BUILDING DIVISION
MECHANICAL SYSTEM CHANGE OUT INSPECTION AFFIDAVIT
FBC 2020 7TH EDITION / EXISTING BUILDING CODE / SEC. 702.8
FBC 2020 7TH EDITION / MECHANICAL CODE (As Applicable)
NEC 2017 (As Applicable)



PERMIT#: _____ DATE: _____ NUMBER OF SYSTEMS: _____

I _____, LICENSED AS A "CLASS" A AIR CONDITIONING CONTRACTOR, "CLASS B" AIR COONDITIONING, or MECHANICAL CONTRACTOR LICENSED UNDER F.S. 489 CERTIFY THE WORK AND INSTALLATION OF THE REPLACEMENT MECHANICAL SYSTEM/SYSTEMS AT THE STRUCTURE LOCATED AT: _____ UNIT# _____, FORT MYERS BEACH, FLORIDA. I AFFIRM AND ATTEST THAT THE SYSTEM/SYSTEMS HAVE BEEN INSTALLED TO MEET OR EXCEED **FBC 2020 7TH EDITION EXISTING BUILDING CODE SECTIONS 702.8 AND ALL APPLICABLE 2020 7TH EDITION FLORIDA MECHANICAL CODES AND 2017 (NEC) NATIONAL ELECTRICAL CODES THAT APPLY WHEN REPLACING AN EXISTING SYSTEM. THE SYSTEM HAS BEEN INSTALLED PER CODE AND I CONFIRM THE FOLLOWING BY CHECKING ITEM BELOW:**

(ALL ITEMS MUST BE CHECKED IN ORDER TO ACCEPT THIS AFFIDAVIT IN LIEU OF FIELD INSPECTIONS)

NO WORK HAS BEEN PERFORMED OUTSIDE THE SCOPE OF THIS PERMIT SCOPE.

NO STRUCURAL MEMBERS OF THE EXISTING BUILDING HAVE BEEN CUT, NOTCHED, OR ALTERED TO ACCOMODATE ANY COMPONENT OF THIS REPLACEMENT SYSTEM(S).

THE BRANCH CIRCUITS FOR ALL REPLACEMENT SYSTEMS HAVE BEEN CONFIRMED TO MEET NEC IN REGARDS TO OVERCURRENT PROTECTION AND OVERCURRENT PROTECTION DEVICE COMPATABILITY. Circuit Breakers have been confirmed and/or changed to comply with NEC 422.60 nameplate Marking. Per NEC 2017.

THE SYSTEM/SYSTEMS COMPONENTS HAVE BEEN DURABLY IDENTIFIED ALONG WITH THE CORRESPONDING OVERCURRENT PROTECTION AND/OR OVERCURRENT PROTECTION IS IN CLEAR LINE OF SIGHT PER NEC 2017.

COMPANY NAME (PRINT/TYPE)

COMPANY E-MAIL (PRINT/TYPE)

SIGNATURE OF LICENSE HOLDER

NAME OF LICENSE HOLDER (PRINT/TYPE)

STATE OF FLORIDA, LEE COUNTY

SWORN TO (OR AFFIRMED) AND SUBSCRIBED BEFORE ME BY THE MEANS OF

PHYSICAL PRESENCE OR ONLINE NOTARIZATION ON THIS _____ DAY OF _____, 20_____,
BY _____ (NAME OF LICENSE HOLDER).

(STAMP)

SIGNATURE OF NOTARY PUBLIC

PERSONALLY KNOWN OR PRODUCED IDENTIFICATION

TYPE OF I.D. USED: _____

VISIT OUR WEBSITE AT WWW.FORTMYERSBEACHFL.GOV | EMAIL TO INSPECTIONS@FMBGOV.COM TOWN OF FORT MYERS
BEACH BUILDING SERVICES | 2525 ESTERO BLVD., FORT MYERS BEACH, FL. 33931 | (239) 765-0202

VER.3.25.2020.1

TOWN OF FORT MYERS BEACH PHOTO INSPECTION (PHOTO ATTACHMENT SHEET)



PERMIT #

PHOTO PAGE OF


UPLOAD A PHOTO IN EACH PHOTO BOX BELOW AND ADD COMMENTS TO DESCRIBE PHOTOS




Installed Air Handler




Installed Condenser with Tie Downs




Installed Air Handler



Circuit Breakers controlling unit(s)



Permanent Labeled Unit(s)



Permanent Labeled Unit(s)

**TOWN OF FORT MYERS BEACH BUILDING SERVICES
MECHANICAL SYSTEM CHANGE OUT
PHOTO INSPECTION EMAIL INSTRUCTIONS**
FBC 2020 7TH EDITION / EXISTING BUILDING CODE / SEC. 702.8 FBC 2020 7TH
EDITION / MECHANICAL CODE (As Applicable) NEC 2017 (As Applicable)



REQUIRED PHOTOS

1. Photo of each Air Handler installed in place.
2. Photo of each Condenser installed in place - including unit tie downs/stand/hurricane pad.
3. Photo of each Air Handler nameplate.
4. Photo of each Condenser nameplate.
5. Photo of each circuit breaker for ALL replaced equipment in order to verify circuit breaker sizing. **Breaker MUST be UL listed as Compatible with panel brand.**
6. Photo of the main breaker panel label.
7. Photo of replaced equipment breaker labeling/panel schedule.
8. Photo of disconnecting means for each replaced Condenser and Air handler.
9. Photo of auxiliary and secondary drain system option installed on each replaced system (If applicable).
10. Photo of Condensate Disposal Drainpipe System from each replaced Air Handler.
11. Photo of tamper proof refrigerant locking devices on Condenser/Condensers.
12. If multiple units on premises - Provide a photo of the durable markings indicating each of the replaced units in correlation to each marked disconnecting means.
(Marker NOT ACCEPTABLE - use paint stick or labels).

*** Please attempt to limit the number of photos required to verify the above required components***

If multiple items can be viewed from one photo that is preferred. Please be aware that a typical e-mail attachment's max size is 25MB.

MAKE SURE YOU SEND MULTIPLE E-MAILS IF NECESSARY SO WE CAN PROCESS YOUR PHOTO INSPECTION REQUEST.

The **SUBJECT LINE** for each e-mail (Including each multiple e-mail for that one permit) must include:

1. Permit Number
2. Job site Address or Location.
3. If multiple units are replaced please indicate by reasonably naming the Equipment (i.e.. Upper level, south unit #2, etc.)

*****If these 3 items are not included in your emails the request will be rejected*****

Send **BOTH** your completed Affidavit and photos to the attention of **Photo Inspections** at:

INSPECTIONS@FMBGOV.COM

An e-mail response to your request will be sent once the file(s) has been reviewed. Please allow at least 3 Business Days in order to review your request.

*****This office reserves the right to perform a physical inspection of all permitted work*****